

City College

Report on the Alumni Feedback - 2023 – 2024

Total number of Feedbacks collected : 642

Of these 70% of the alumni belongs to the annual System of the CU curriculum, 29.5% belonged to the CBCS System.

16% of the responses came from the Humanities Stream (B. A.), 80.4% are from B. Sc. The rest are from the Commerce Stream (B.Com.).

93% of the responses came from the students, who studied in the Honours Programme and the rest studied the General course.

The following report has been prepared after a careful study of the responses received through this platform.

The survey had been conducted on four major areas of the institutional reach-out for the student community. These areas, specifically are, a) The relevance of the offered syllabus/curriculum, b) The academic ambience c) Role of the Administrative Office and d) The post-graduation academic progression scenario.

A thorough study of the feedbacks from the alumni leads us to the following major observations:

1. Relevance and Pragmatic Applicability of the Syllabus:

Regarding the point of relevance and pragmatic applicability of the offered syllabus/curriculum, the opinion is almost evenly balanced between favourable and 'not-so-satisfied'.

Though 27.67% of the responsive alumni expressed total satisfaction, 39.67% appear to be moderately satisfied. And, 28.67% of them have found the offered curriculum not so relevant for the job market or, somewhat lacking in respect to overall skill developing opportunities.

2. Academic Ambience:

The response from the alumni in this category is very much positive.

Regarding the overall teaching environment 62% of the responsive alumni found it to be excellent, and, more than 30% declared that they were adequately satisfied.

38.5% felt that the Institution provided adequate encouragement to the learners to participate in various cultural activities.

More than 40% of the alumni members admitted that they were always motivated to participate in extended academic activities like seminars and workshops.

3. Role of the Administrative Office and overall ambience of the College:

The alumni response is moderate in nature in this category. 58% expressed that they were very much satisfied with the approach of the administrative office, for 40.4% it was average. About the overall infrastructure of the College, 75% of the responsive alumni admitted that they experienced total satisfaction, for the remaining 23% it was average.

4. The Post-graduation Academic Progression Scenario:

In this field the alumni reflection is as follows:

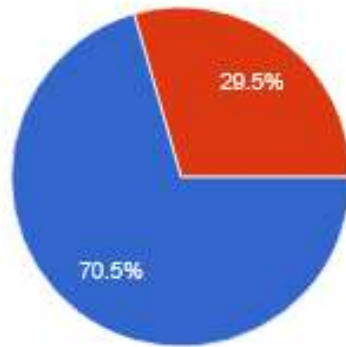
Master's Degree in Arts/Humanities has been achieved by 12.3%, Master's Degree in Science, by 51%, the rest have acquired M. Com and MBA degrees.

9.5% of the responsive alumni have qualified NET. 11% of them have acquired PhD Degree and, 10% of them are pursuing it.

This report has been made on the basis of a thorough study of all the aspects of the Alumni Feedback of the academic year 2022-2023, keeping in mind all crucial observations coming from the members of alumni of the institution with the expectation of speedy and appropriate solution from the administration.

3. Regulation of Study:

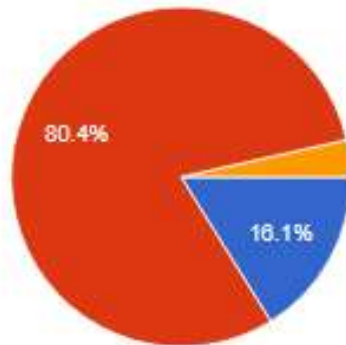
285 responses



- a) Annual System (2 +1 / 1+1+1)
- b) Semester System (CBCS)

4. Stream of Study:

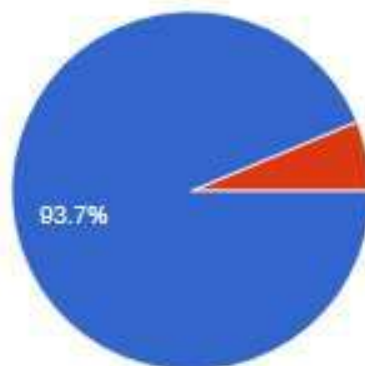
285 responses



- a) B.A
- b) B.Sc
- c) B.Com

5. Programme of Study:

285 responses

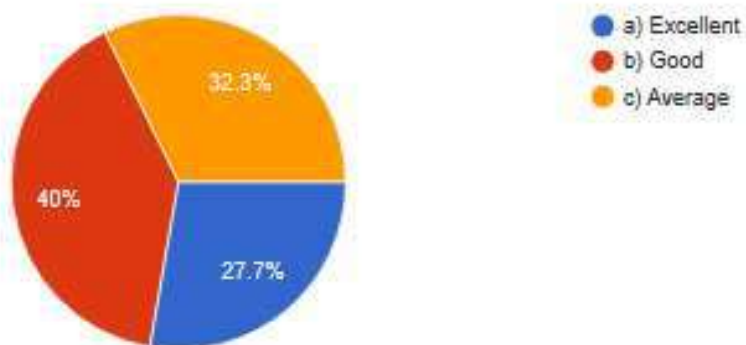


- a) Honours
- b) General

Feedback Questions

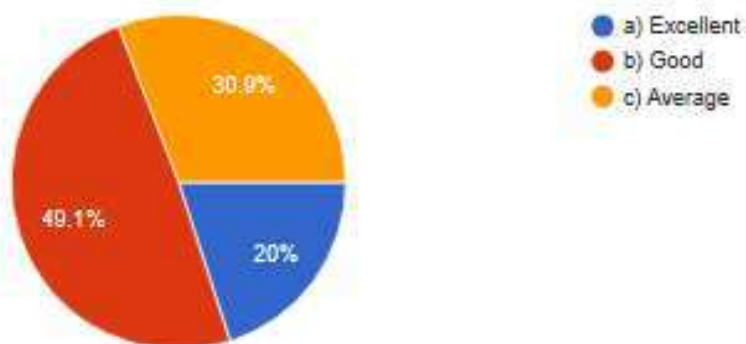
1. How much was the applicability/relevance of the University prescribed syllabus to real job market?

285 responses



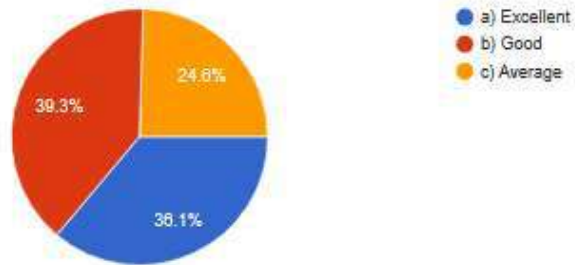
2. How much weightage was given to Skill development in the University prescribed syllabus?

285 responses



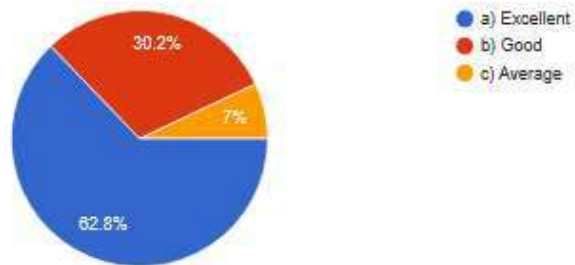
3. How much weightage was given to practical and field work component in the University prescribed syllabus?

285 responses



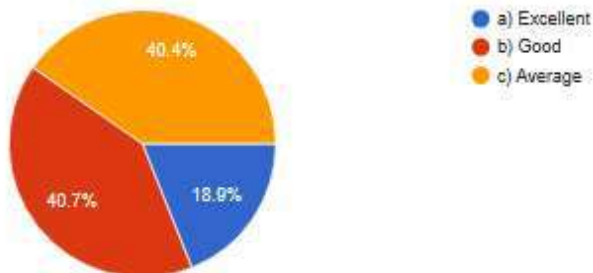
4. How do you rate the overall quality of teaching in the college?

285 responses



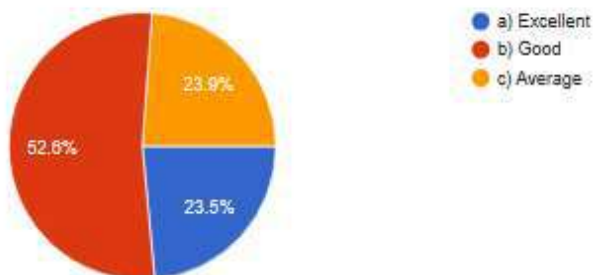
5. What was your experience regarding the Administrative office of the College?

285 responses



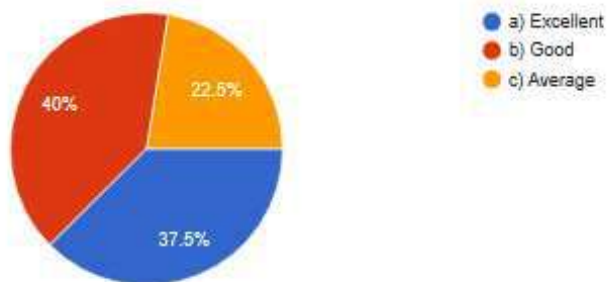
6. How do you rate the overall infrastructure of the college?

285 responses



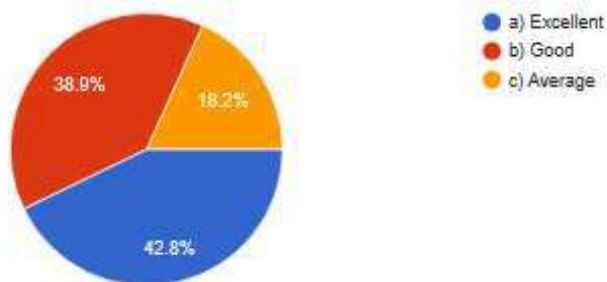
7. How do you rate the encouragement given by the College in participating to various cultural activities?

285 responses



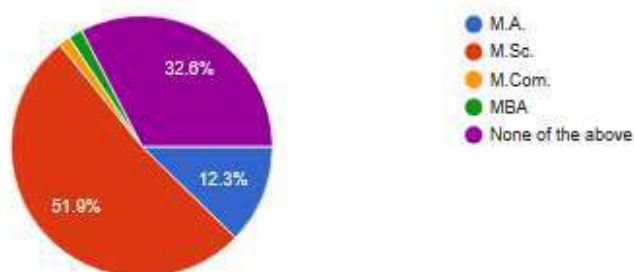
8. How do you rate the encouragement given by the College in participating to various extended academic activities like work-shops, Seminars etc.?

285 responses



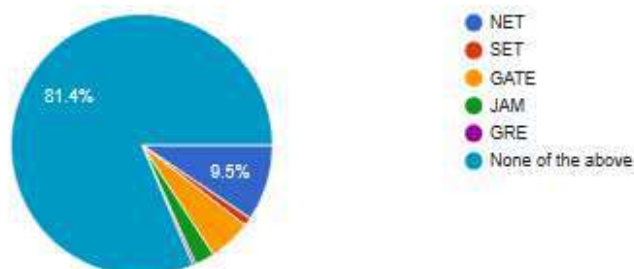
9. After graduation, did you pursue higher studies in any of the following streams?

285 responses



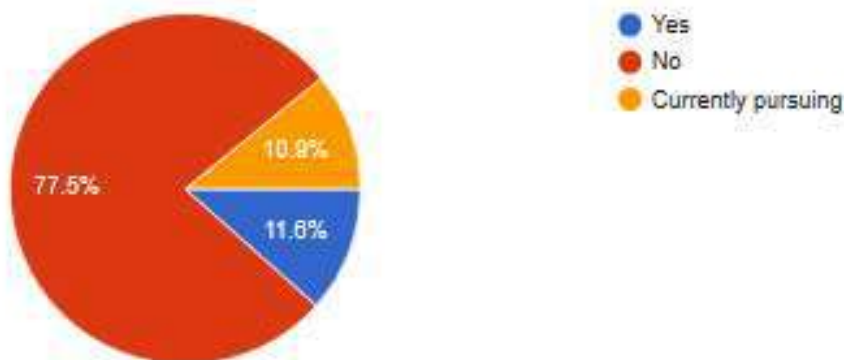
10. Have you qualified any of the following examinations?

285 responses



11. Have you obtained PhD degree?

285 responses



Sital Prasad Chattopadhyay

Principal
CITY COLLEGE
KOL-9